

Signify Classified - Internal
Cooper Lighting Solutions Photometric Lab
1121 Highway 74 South
Peachtree City, GA 30269



Scaled data based on original data using
LM-79-08 Approved Method: Electrical and Photometric Measurements of Solid-
State Lighting Products

Test Report Prepared for
Cooper Lighting Solutions
(formerly Eaton)

Brand: INVUE

Report Number: P868538

Luminaire Tested: **EMM2-HTN-SA2A-740-U-T3**

Issue Date: 08/22/2024

Test Information

Test Method: LM-79-08
Report Number: P868538
Test Lab: INNOVATION CENTER(G3)
Issue Date: 08/22/2024
Manufacturer: COOPER LIGHTING SOLUTIONS (FORMERLY EATON)
Product Line: INVUE
Catalog Number: EMM2-HTN-SA2A-740-U-T3
Description: EPIC MODERN TALL HOUSING DISCRETE LED ARRAYS 70W 70CRI 4000K
FIXTURE w/ TYPE III DISTRIBUTION OPTIC
Light Source: (20) 4000K CCT, 70 CRI LEDS
Ballast/Driver: ELECTRONIC DRIVER

Summary

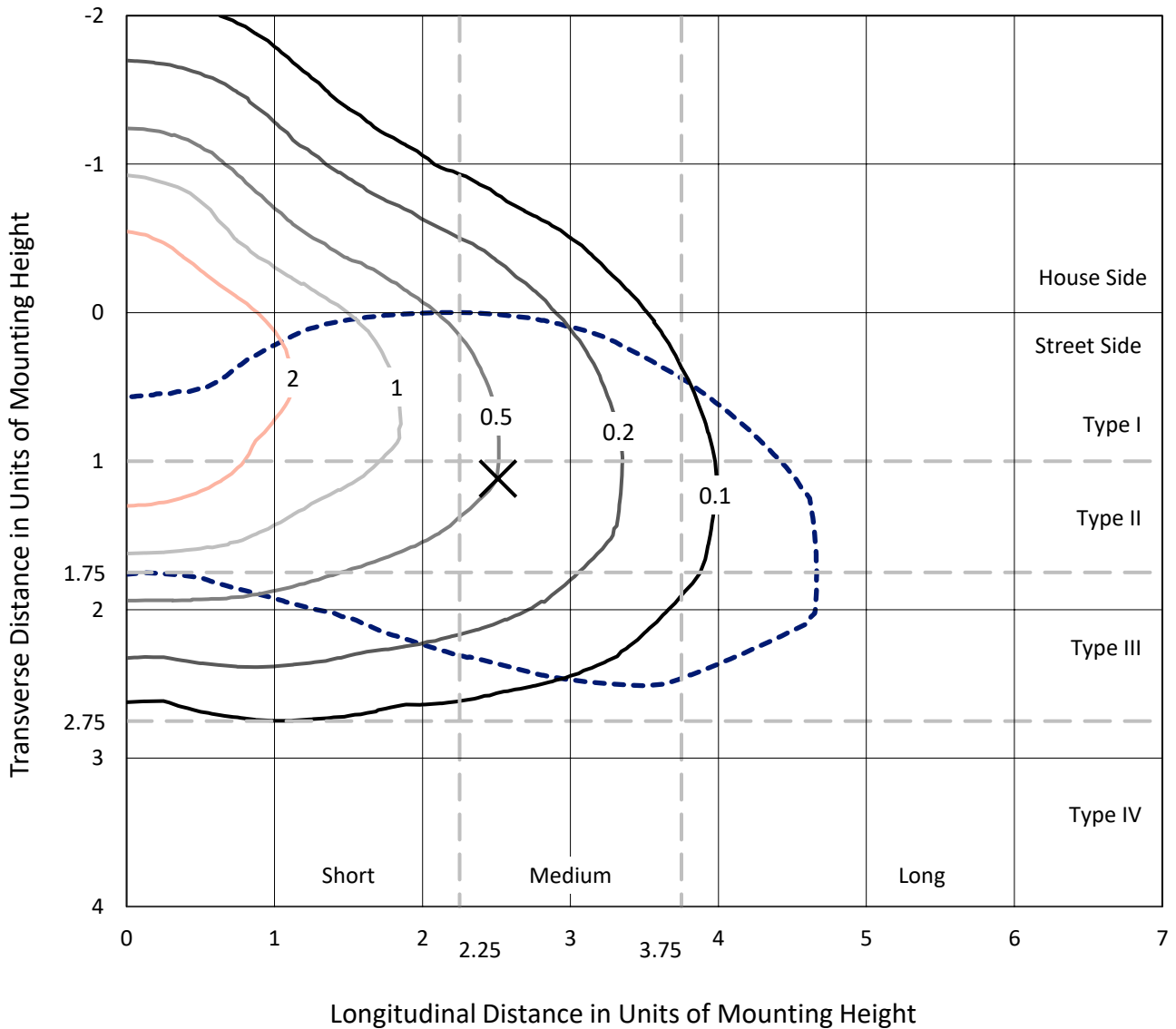
Lumens per Lamp: N/A
Luminaire Lumens: 9373.5 lumens
Efficiency: N/A
Efficacy: 153.7 lumens/watt
Luminous Opening: Rectangular (W 0.67' x L: 0.33' x H: 0')
IES Classification: Type III - Medium
BUG Rating: B2 - U0 - G2

Input Watts (W): 61
Input Voltage (V): 120
Input Current (A_{in}): NR
Voltage Rise (V): NR
Power Factor: 0.99
Total Harmonic Distortion (THDi): 9.89%
Frequency (hertz): 60
Stabilization Time: NR
Operation Time: NR
Ambient Temperature (°C): NR
Test Distance: 24 FT

REPORT NUMBER: P868538
 CATALOG NUMBER: EMM2-HTN-SA2A-740-U-T3

Iso-Footcandle Lines of Horizontal Illumination

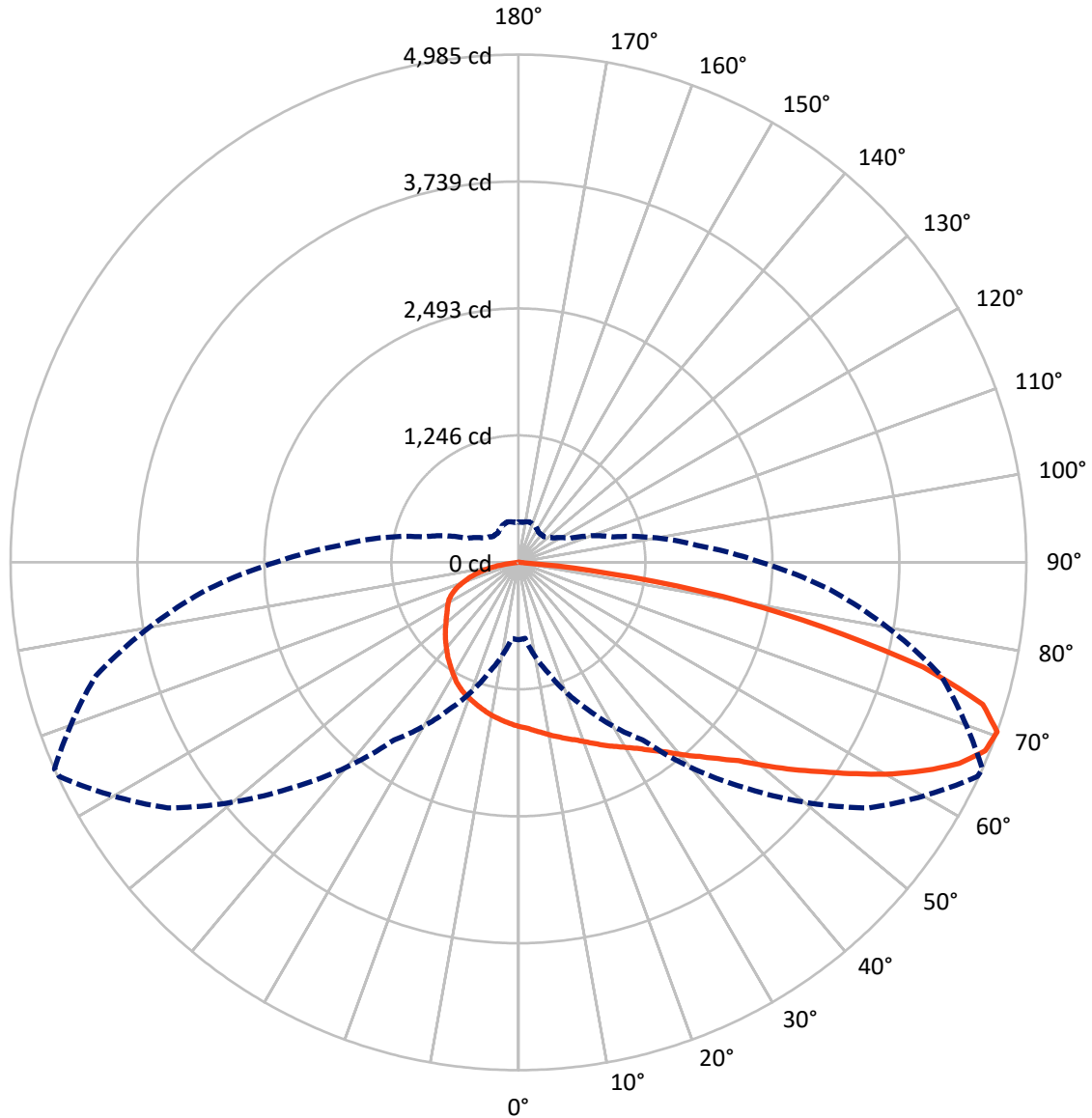
✕ Max cd
 - - - 1/2 Max cd



Based on 20 foot mounting height. Maximum calculated value = 4.3 fc
 Type III - Medium - N/A

REPORT NUMBER: P868538
CATALOG NUMBER: EMM2-HTN-SA2A-740-U-T3

Luminous Intensity Polar Plot



— Vertical Plane Through 66-Deg Lateral - - - Horizontal Cone Through 70-Deg Vertical

REPORT NUMBER: P868538

CATALOG NUMBER: EMM2-HTN-SA2A-740-U-T3

FLUX DISTRIBUTION:

		Downward	Upward	Total
House Side	Lumens	2415.6	0.0	2415.6
	% Fixture	25.8	0.0	25.8
Street Side	Lumens	6957.9	0.0	6957.9
	% Fixture	74.2	0.0	74.2
Total	Lumens	9373.5	0.0	9373.5
	% Fixture	100.0	0.0	100.0

ZONAL LUMENS:

Zone	Lumens	% Fixture
0°-10°	154.3	1.6
10°-20°	459.7	4.9
20°-30°	772.2	8.2
30°-40°	1163.3	12.4
40°-50°	1579.4	16.8
50°-60°	1876.8	20.0
60°-70°	1915.3	20.4
70°-80°	1281.1	13.7
80°-90°	171.4	1.8
90°-100°	0.0	0.0
100°-110°	0.0	0.0
110°-120°	0.0	0.0
120°-130°	0.0	0.0
130°-140°	0.0	0.0
140°-150°	0.0	0.0
150°-160°	0.0	0.0
160°-170°	0.0	0.0
170°-180°	0.0	0.0
0°-90°	9373.5	100.0
0°-180°	9373.5	100.0

Coefficient of Utilization



REPORT NUMBER: P868538

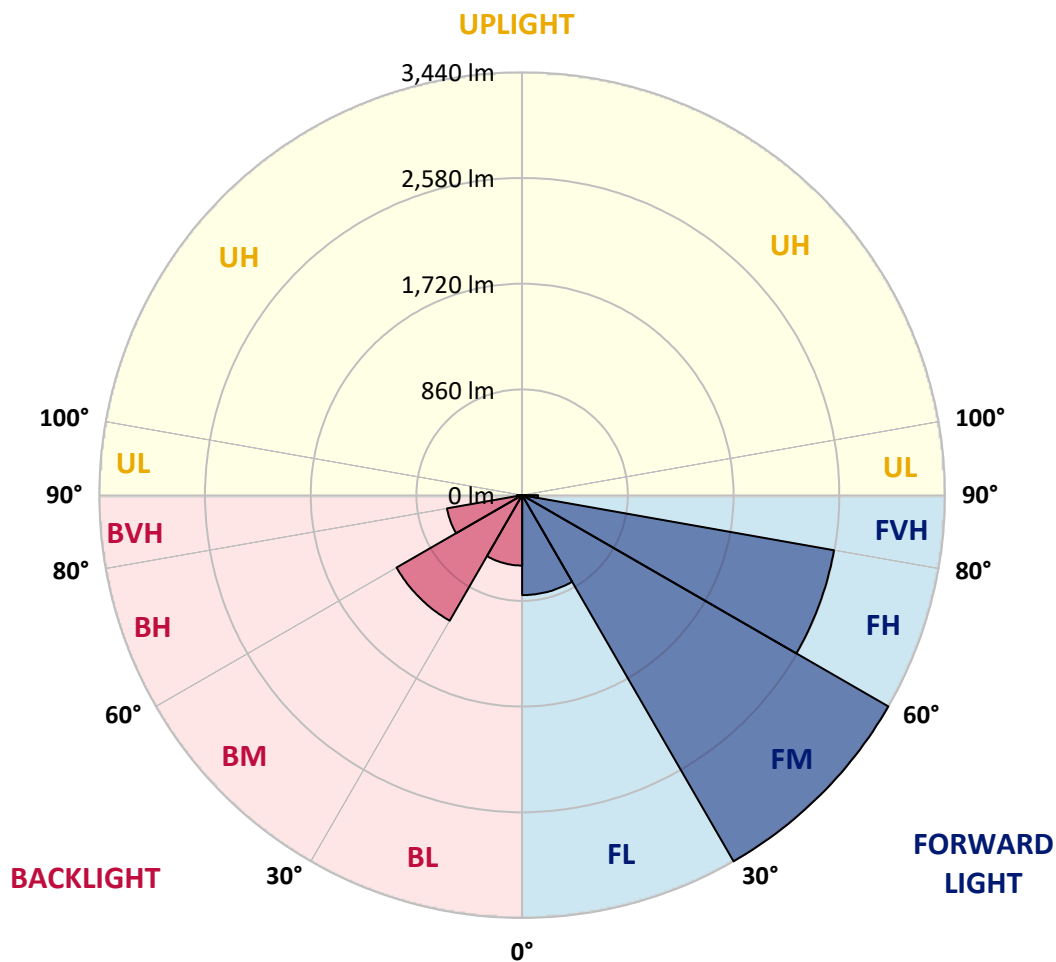
CATALOG NUMBER: EMM2-HTN-SA2A-740-U-T3

LUMINAIRE CLASSIFICATION SYSTEM LUMEN TABLE AND BUG RATING:

Zone		Lumens	% Fixture	Zone Rating/Lumen Limit		
				B	U	G
FL	(0°-30°)	813.5	8.7			
FM	(30°-60°)	3439.9	36.7			
FH	(60°-80°)	2576.2	27.5			G2/5000
FVH	(80°-90°)	128.4	1.4			G2/225
BL	(0°-30°)	572.8	6.1	B2/1000		
BM	(30°-60°)	1179.6	12.6	B2/2500		
BH	(60°-80°)	620.3	6.6	B2/1000		G2/1000
BVH	(80°-90°)	43.0	0.5			G1/100
UL	(90°-100°)	0.0	0.0		U0/0	
UH	(100°-180°)	0.0	0.0		U0/0	

BUG Rating: B2-U0-G2

Type III Medium





REPORT NUMBER: P868538

CATALOG NUMBER: EMM2-HTN-SA2A-740-U-T3

CANDELA DISTRIBUTION (FULL):

	0°	5°	15°	25°	35°	45°	55°	65°	66°	75°	85°
0°	1612.8	1612.8	1612.8	1612.8	1612.8	1612.8	1612.8	1612.8	1612.8	1612.8	1612.8
2.5°	1670.5	1663.0	1657.5	1661.2	1650.0	1653.7	1640.7	1631.4	1629.5	1625.8	1622.1
5°	1722.6	1722.6	1713.3	1713.3	1700.3	1698.4	1679.8	1659.3	1659.3	1646.3	1631.4
7.5°	1778.5	1774.8	1763.6	1761.8	1746.9	1743.1	1722.6	1691.0	1689.1	1664.9	1642.6
10°	1817.6	1819.5	1812.0	1812.0	1800.9	1791.5	1761.8	1728.2	1724.5	1692.8	1657.5
12.5°	1847.4	1851.1	1849.3	1849.3	1840.0	1840.0	1806.4	1761.8	1758.0	1717.1	1666.8
15°	1879.1	1877.2	1882.8	1884.7	1880.9	1875.4	1851.1	1799.0	1797.1	1743.1	1679.8
17.5°	1907.0	1905.1	1907.0	1916.3	1918.2	1918.2	1894.0	1840.0	1832.5	1774.8	1691.0
20°	1923.8	1927.5	1934.9	1946.1	1951.7	1966.6	1946.1	1888.4	1880.9	1808.3	1715.2
22.5°	1987.1	1975.9	1981.5	1989.0	1996.4	2016.9	1998.3	1938.7	1933.1	1858.6	1743.1
25°	2095.1	2095.1	2082.1	2069.0	2059.7	2069.0	2054.1	1996.4	1992.7	1903.3	1774.8
27.5°	2283.2	2283.2	2255.3	2206.8	2145.4	2128.6	2117.5	2057.9	2046.7	1951.7	1795.3
30°	2521.6	2529.0	2478.7	2396.8	2283.2	2208.7	2180.8	2115.6	2110.0	2000.1	1826.9
32.5°	2776.7	2791.6	2754.4	2635.2	2448.9	2303.7	2259.0	2191.9	2178.9	2057.9	1867.9
35°	3005.8	3020.7	2970.4	2858.7	2620.3	2441.5	2352.1	2275.8	2268.3	2132.4	1929.4
37.5°	3192.0	3195.7	3164.1	3028.1	2763.7	2557.0	2467.6	2376.3	2361.4	2221.7	1994.5
40°	3389.4	3404.3	3372.7	3205.0	2894.0	2681.7	2583.0	2497.4	2484.3	2314.9	2056.0
42.5°	3596.1	3594.3	3594.3	3357.8	3024.4	2786.0	2707.8	2612.8	2605.4	2409.8	2123.0
45°	3722.8	3730.2	3709.7	3449.0	3216.2	2894.0	2828.9	2760.0	2746.9	2542.1	2210.6
47.5°	3754.4	3737.7	3644.6	3519.8	3432.2	3005.8	2981.6	2940.6	2910.8	2687.3	2318.6
50°	3711.6	3685.5	3631.5	3551.4	3512.3	3139.9	3136.1	3156.6	3136.1	2864.2	2443.4
52.5°	3551.4	3547.7	3538.4	3557.0	3493.7	3246.0	3311.2	3382.0	3378.2	3044.9	2573.7
55°	3214.4	3238.6	3350.3	3467.6	3422.9	3318.6	3506.7	3642.7	3627.8	3257.2	2707.8
57.5°	2869.8	2894.0	3037.4	3316.8	3354.0	3396.9	3726.5	3938.8	3914.6	3488.1	2830.7
60°	2570.0	2543.9	2687.3	3089.6	3257.2	3467.6	3944.4	4238.6	4218.1	3719.0	2957.4
62.5°	2095.1	2121.2	2350.2	2758.1	3121.2	3512.3	4123.2	4510.5	4497.5	3931.3	3059.8
65°	1657.5	1622.1	1966.6	2409.8	2886.6	3497.4	4277.7	4765.7	4756.4	4139.9	3138.0
67.5°	1126.7	1102.5	1556.9	2063.4	2568.1	3378.2	4313.1	4937.0	4940.7	4262.8	3158.5
70°	759.8	748.7	1119.3	1586.7	2126.8	3121.2	4203.2	4972.4	4985.4	4294.5	3067.2
72.5°	560.6	558.7	819.4	1132.3	1583.0	2635.2	3903.4	4741.5	4765.7	4071.0	2799.1
75°	441.4	447.0	584.8	804.5	1055.9	1949.8	3283.3	4065.4	4102.7	3516.1	2324.2
77.5°	361.3	361.3	409.7	577.3	705.8	1210.5	2361.4	2976.0	3050.5	2713.4	1789.7
80°	292.4	298.0	303.6	402.3	467.4	690.9	1374.4	1985.2	2039.2	1890.3	1292.4
82.5°	160.2	171.3	165.7	208.6	234.7	320.3	545.7	802.7	884.6	787.8	586.6
85°	11.2	7.4	13.0	16.8	20.5	31.7	42.8	59.6	55.9	80.1	41.0
87.5°	1.9	1.9	1.9	3.7	3.7	5.6	7.4	7.4	7.4	7.4	7.4
90°	0.0	0.0	0.0	0.0	0.0	0.0	0.0	0.0	0.0	0.0	0.0



REPORT NUMBER: P868538

CATALOG NUMBER: EMM2-HTN-SA2A-740-U-T3

CANDELA DISTRIBUTION (continued):

	90°	95°	105°	115°	125°	135°	145°	155°	165°	175°	180°
0°	1612.8	1612.8	1612.8	1612.8	1612.8	1612.8	1612.8	1612.8	1612.8	1612.8	1612.8
2.5°	1620.2	1610.9	1596.0	1592.3	1586.7	1579.2	1571.8	1560.6	1556.9	1560.6	1564.3
5°	1622.1	1609.0	1584.8	1569.9	1555.0	1542.0	1527.1	1512.2	1502.9	1504.8	1512.2
7.5°	1627.7	1609.0	1571.8	1547.6	1523.4	1502.9	1478.7	1461.9	1450.7	1452.6	1458.2
10°	1635.1	1609.0	1564.3	1523.4	1489.9	1460.1	1435.8	1415.4	1404.2	1402.3	1404.2
12.5°	1637.0	1607.2	1547.6	1497.3	1456.3	1417.2	1391.2	1372.5	1361.4	1355.8	1359.5
15°	1642.6	1601.6	1530.8	1469.4	1419.1	1378.1	1346.5	1324.1	1316.7	1312.9	1311.1
17.5°	1650.0	1599.7	1515.9	1441.4	1381.8	1335.3	1307.3	1285.0	1275.7	1272.0	1275.7
20°	1661.2	1601.6	1499.2	1413.5	1348.3	1301.8	1270.1	1247.8	1240.3	1238.4	1236.6
22.5°	1676.1	1605.3	1486.1	1387.4	1311.1	1264.5	1232.9	1218.0	1212.4	1214.2	1214.2
25°	1691.0	1609.0	1467.5	1352.0	1272.0	1223.5	1201.2	1190.0	1193.7	1201.2	1201.2
27.5°	1704.0	1607.2	1441.4	1314.8	1225.4	1180.7	1163.9	1165.8	1175.1	1188.2	1190.0
30°	1720.8	1607.2	1413.5	1268.2	1173.3	1130.4	1126.7	1141.6	1156.5	1169.5	1169.5
32.5°	1746.9	1618.4	1391.2	1221.7	1119.3	1085.7	1102.5	1123.0	1139.7	1152.8	1156.5
35°	1791.5	1642.6	1376.3	1175.1	1067.1	1042.9	1074.6	1108.1	1119.3	1128.6	1130.4
37.5°	1834.4	1664.9	1357.6	1130.4	1013.1	1003.8	1046.6	1082.0	1083.9	1089.5	1089.5
40°	1875.4	1681.7	1333.4	1082.0	961.0	961.0	1011.2	1041.0	1037.3	1031.7	1033.6
42.5°	1920.0	1691.0	1305.5	1037.3	918.1	918.1	959.1	985.2	983.3	990.8	996.3
45°	1974.1	1709.6	1268.2	996.3	873.4	866.0	899.5	921.8	949.8	983.3	992.6
47.5°	2048.5	1735.7	1238.4	951.6	836.2	810.1	823.1	869.7	901.4	929.3	933.0
50°	2126.8	1772.9	1212.4	905.1	791.5	744.9	756.1	808.2	826.9	838.0	843.6
52.5°	2210.6	1802.7	1190.0	866.0	744.9	677.9	692.8	743.1	756.1	765.4	767.3
55°	2283.2	1826.9	1162.1	828.7	694.6	614.6	633.2	681.6	694.6	705.8	705.8
57.5°	2359.6	1849.3	1143.5	797.1	640.6	562.4	575.5	623.9	642.5	646.2	651.8
60°	2422.9	1869.8	1126.7	767.3	590.4	515.9	525.2	568.0	590.4	592.2	595.9
62.5°	2467.6	1882.8	1117.4	730.0	540.1	469.3	476.8	519.6	545.7	551.2	553.1
65°	2495.5	1890.3	1100.6	681.6	497.2	430.2	430.2	473.0	499.1	512.1	515.9
67.5°	2482.5	1877.2	1055.9	625.7	458.1	391.1	389.2	432.1	454.4	461.9	463.7
70°	2381.9	1800.9	964.7	556.8	417.2	355.7	352.0	391.1	411.6	394.8	396.7
72.5°	2177.0	1627.7	839.9	487.9	374.3	322.2	318.5	352.0	353.8	353.8	352.0
75°	1834.4	1329.7	670.4	415.3	329.6	286.8	288.7	314.7	316.6	325.9	320.3
77.5°	1406.0	985.2	523.3	331.5	279.3	255.1	264.4	273.8	286.8	299.8	286.8
80°	1022.4	679.7	363.2	247.7	216.0	216.0	219.8	229.1	247.7	260.7	247.7
82.5°	437.6	299.8	167.6	122.9	106.2	104.3	106.2	106.2	130.4	134.1	117.3
85°	33.5	27.9	20.5	20.5	16.8	9.3	9.3	7.4	5.6	5.6	5.6
87.5°	7.4	5.6	5.6	5.6	3.7	3.7	3.7	3.7	3.7	3.7	3.7
90°	0.0	0.0	0.0	0.0	0.0	0.0	0.0	0.0	0.0	0.0	0.0

LM-79-2019: Approved Method: Electrical and Photometric Measurements of Solid-
State Lighting Products

Report Prepared for

Cooper Lighting Solutions

Streetworks

Report Number: SP1-2407-157-5

Test Date: 08/07/2024

Luminaire Tested: MEM2-HTN-SA-40-740-U-5WQ-2

Data in this report applies to families of products including MEM2-HTN-SA-40-740-U-5WQ-2

Test Information

Test Method: LM-79-2019
 Report Number: SP1-2407-157-5
 Test Lab: COOPER LIGHTING SOLUTIONS
 Photometer: SP1 - 76IN SPHERE
 Measurement Geometry: 4π
 Issue Date: 08/20/2024
 Manufacturer: COOPER LIGHTING SOLUTIONS
 Product Line: Streetworks
 Catalog Number: **MEM2-HTN-SA-40-740-U-5WQ-2**
 Description: Epic Modern Light Square 40W 5WQ Optic and Flare Trim

Spectral Parameters

CCT (K): 3915
 CIE u': 0.2262
 CIE v': 0.5044
 Duv: 0.0010
 CIE x: 0.3850
 CIE y: 0.3816
 CIE z: 0.2334
 Peak Wavelength (nm): 449
 Dominant Wavelength (nm): 578
 Purity: 30.05482
 Rf: 73.2
 Rg: 93.9

CRI (Ra):	71.0		
R1:	67.6	R9:	-38.4
R2:	78.3	R10:	48.9
R3:	87.1	R11:	65.3
R4:	69.7	R12:	40.4
R5:	67.4	R13:	69.3
R6:	69.3	R14:	92.6
R7:	79.7	R15:	59.9
R8:	48.7		



Test Conditions

Stabilization Time: 21M
 Operation Time: 1H 21M
 Sphere Temperature (°C): 24.2

REPORT NUMBER: SP1-2407-157-5

Measurement and Test Equipment			
Instrument	Identification Number	Calibration Date	Calibration Due Date
Photometer	IN0058	6/18/2024	12/18/2024
Power Meter	INXT2011004	2/8/2024	2/8/2025
AC Power Source	IN0063	10/24/2023	10/24/2024
DC Power Source	IN0208	10/24/2023	10/24/2024
Sphere Thermometer	IN0085	10/24/2023	10/24/2024
Room Thermometer	IN0046	10/24/2023	10/24/2024

REPORT NUMBER: SP1-2407-157-5

CIE 1931 Chromaticity Diagram



CIE 1931 Chromaticity Diagram with 2017 ANSI 7-Step and 4-Step Quadrangles



Point lies inside the ANSI 4000K 4-step quadrangle

REPORT NUMBER: SP1-2407-157-5

Photopic Flux vs. Wavelength



Photopic Lumens: NR

λ (nm)	Power W [^] /nm	Lumens (φ/nm)	λ (nm)	Power W [^] /nm	Lumens (φ/nm)	λ (nm)	Power W [^] /nm	Lumens (φ/nm)	λ (nm)	Power W [^] /nm	Lumens (φ/nm)	λ (nm)	Power W [^] /nm	Lumens (φ/nm)
360	0	NR	490	112	NR	620	618	NR	750	15	NR	880	0	NR
365	0	NR	495	153	NR	625	563	NR	755	13	NR	885	0	NR
370	0	NR	500	216	NR	630	510	NR	760	11	NR	890	0	NR
375	0	NR	505	291	NR	635	456	NR	765	9	NR	895	0	NR
380	0	NR	510	366	NR	640	407	NR	770	8	NR	900	0	NR
385	0	NR	515	436	NR	645	359	NR	775	7	NR	905	0	NR
390	0	NR	520	492	NR	650	316	NR	780	6	NR	910	0	NR
395	2	NR	525	536	NR	655	277	NR	785	5	NR	915	0	NR
400	4	NR	530	567	NR	660	240	NR	790	4	NR	920	0	NR
405	7	NR	535	596	NR	665	208	NR	795	4	NR	925	0	NR
410	12	NR	540	619	NR	670	179	NR	800	3	NR	930	0	NR
415	25	NR	545	644	NR	675	154	NR	805	3	NR	935	0	NR
420	51	NR	550	671	NR	680	133	NR	810	3	NR	940	0	NR
425	100	NR	555	701	NR	685	114	NR	815	2	NR	945	0	NR
430	180	NR	560	735	NR	690	98	NR	820	2	NR	950	0	NR
435	315	NR	565	768	NR	695	83	NR	825	2	NR	955	0	NR
440	514	NR	570	798	NR	700	71	NR	830	1	NR	960	0	NR
445	828	NR	575	825	NR	705	61	NR	835	1	NR	965	0	NR
450	992	NR	580	843	NR	710	52	NR	840	1	NR	970	0	NR
455	652	NR	585	848	NR	715	44	NR	845	1	NR	975	0	NR
460	382	NR	590	844	NR	720	38	NR	850	1	NR	980	0	NR
465	282	NR	595	826	NR	725	32	NR	855	1	NR	985	0	NR
470	180	NR	600	800	NR	730	28	NR	860	1	NR	990	0	NR
475	119	NR	605	762	NR	735	24	NR	865	1	NR	995	0	NR
480	101	NR	610	719	NR	740	20	NR	870	1	NR	1000	0	NR
485	98	NR	615	669	NR	745	17	NR	875	0	NR			

REPORT NUMBER: SP1-2407-157-5

Scotopic Flux vs. Wavelength



Scotopic Lumens: NR

S/P: 1.49

λ (nm)	Power W [^] /nm	Lumens (φ/nm)	λ (nm)	Power W [^] /nm	Lumens (φ/nm)	λ (nm)	Power W [^] /nm	Lumens (φ/nm)	λ (nm)	Power W [^] /nm	Lumens (φ/nm)	λ (nm)	Power W [^] /nm	Lumens (φ/nm)
360	0	NR	490	112	NR	620	618	NR	750	15	NR	880	0	NR
365	0	NR	495	153	NR	625	563	NR	755	13	NR	885	0	NR
370	0	NR	500	216	NR	630	510	NR	760	11	NR	890	0	NR
375	0	NR	505	291	NR	635	456	NR	765	9	NR	895	0	NR
380	0	NR	510	366	NR	640	407	NR	770	8	NR	900	0	NR
385	0	NR	515	436	NR	645	359	NR	775	7	NR	905	0	NR
390	0	NR	520	492	NR	650	316	NR	780	6	NR	910	0	NR
395	2	NR	525	536	NR	655	277	NR	785	5	NR	915	0	NR
400	4	NR	530	567	NR	660	240	NR	790	4	NR	920	0	NR
405	7	NR	535	596	NR	665	208	NR	795	4	NR	925	0	NR
410	12	NR	540	619	NR	670	179	NR	800	3	NR	930	0	NR
415	25	NR	545	644	NR	675	154	NR	805	3	NR	935	0	NR
420	51	NR	550	671	NR	680	133	NR	810	3	NR	940	0	NR
425	100	NR	555	701	NR	685	114	NR	815	2	NR	945	0	NR
430	180	NR	560	735	NR	690	98	NR	820	2	NR	950	0	NR
435	315	NR	565	768	NR	695	83	NR	825	2	NR	955	0	NR
440	514	NR	570	798	NR	700	71	NR	830	1	NR	960	0	NR
445	828	NR	575	825	NR	705	61	NR	835	1	NR	965	0	NR
450	992	NR	580	843	NR	710	52	NR	840	1	NR	970	0	NR
455	652	NR	585	848	NR	715	44	NR	845	1	NR	975	0	NR
460	382	NR	590	844	NR	720	38	NR	850	1	NR	980	0	NR
465	282	NR	595	826	NR	725	32	NR	855	1	NR	985	0	NR
470	180	NR	600	800	NR	730	28	NR	860	1	NR	990	0	NR
475	119	NR	605	762	NR	735	24	NR	865	1	NR	995	0	NR
480	101	NR	610	719	NR	740	20	NR	870	1	NR	1000	0	NR
485	98	NR	615	669	NR	745	17	NR	875	0	NR			

REPORT NUMBER: SP1-2407-157-5

Melanopic Flux vs. Wavelength



Melanopic Lumens: NR

M/P: 2.88

λ (nm)	Power W [^] /nm	Lumens (φ/nm)	λ (nm)	Power W [^] /nm	Lumens (φ/nm)	λ (nm)	Power W [^] /nm	Lumens (φ/nm)	λ (nm)	Power W [^] /nm	Lumens (φ/nm)	λ (nm)	Power W [^] /nm	Lumens (φ/nm)
360	0	NR	490	112	NR	620	618	NR	750	15	NR	880	0	NR
365	0	NR	495	153	NR	625	563	NR	755	13	NR	885	0	NR
370	0	NR	500	216	NR	630	510	NR	760	11	NR	890	0	NR
375	0	NR	505	291	NR	635	456	NR	765	9	NR	895	0	NR
380	0	NR	510	366	NR	640	407	NR	770	8	NR	900	0	NR
385	0	NR	515	436	NR	645	359	NR	775	7	NR	905	0	NR
390	0	NR	520	492	NR	650	316	NR	780	6	NR	910	0	NR
395	2	NR	525	536	NR	655	277	NR	785	5	NR	915	0	NR
400	4	NR	530	567	NR	660	240	NR	790	4	NR	920	0	NR
405	7	NR	535	596	NR	665	208	NR	795	4	NR	925	0	NR
410	12	NR	540	619	NR	670	179	NR	800	3	NR	930	0	NR
415	25	NR	545	644	NR	675	154	NR	805	3	NR	935	0	NR
420	51	NR	550	671	NR	680	133	NR	810	3	NR	940	0	NR
425	100	NR	555	701	NR	685	114	NR	815	2	NR	945	0	NR
430	180	NR	560	735	NR	690	98	NR	820	2	NR	950	0	NR
435	315	NR	565	768	NR	695	83	NR	825	2	NR	955	0	NR
440	514	NR	570	798	NR	700	71	NR	830	1	NR	960	0	NR
445	828	NR	575	825	NR	705	61	NR	835	1	NR	965	0	NR
450	992	NR	580	843	NR	710	52	NR	840	1	NR	970	0	NR
455	652	NR	585	848	NR	715	44	NR	845	1	NR	975	0	NR
460	382	NR	590	844	NR	720	38	NR	850	1	NR	980	0	NR
465	282	NR	595	826	NR	725	32	NR	855	1	NR	985	0	NR
470	180	NR	600	800	NR	730	28	NR	860	1	NR	990	0	NR
475	119	NR	605	762	NR	735	24	NR	865	1	NR	995	0	NR
480	101	NR	610	719	NR	740	20	NR	870	1	NR	1000	0	NR
485	98	NR	615	669	NR	745	17	NR	875	0	NR			

Summary

$R_f = 73.2$
 $R_g = 93.9$
 $CIE R_a = 71.0$
 $R_g = -38.4$



Color Vector Graphics



Individual Sample Fidelity Index ($R_{f,i}$)

CES01 = 85	CES26 = 61	CES51 = 88	CES76 = 50
CES02 = 61	CES27 = 88	CES52 = 87	CES77 = 69
CES03 = 30	CES28 = 81	CES53 = 77	CES78 = 53
CES04 = 70	CES29 = 65	CES54 = 84	CES79 = 81
CES05 = 47	CES30 = 81	CES55 = 83	CES80 = 78
CES06 = 50	CES31 = 69	CES56 = 73	CES81 = 77
CES07 = 40	CES32 = 60	CES57 = 72	CES82 = 91
CES08 = 39	CES33 = 76	CES58 = 73	CES83 = 89
CES09 = 29	CES34 = 70	CES59 = 85	CES84 = 86
CES10 = 74	CES35 = 83	CES60 = 89	CES85 = 77
CES11 = 57	CES36 = 91	CES61 = 81	CES86 = 71
CES12 = 63	CES37 = 79	CES62 = 85	CES87 = 76
CES13 = 42	CES38 = 92	CES63 = 72	CES88 = 80
CES14 = 74	CES39 = 96	CES64 = 64	CES89 = 70
CES15 = 71	CES40 = 91	CES65 = 61	CES90 = 79
CES16 = 46	CES41 = 93	CES66 = 57	CES91 = 74
CES17 = 49	CES42 = 80	CES67 = 54	CES92 = 57
CES18 = 56	CES43 = 76	CES68 = 63	CES93 = 74
CES19 = 72	CES44 = 99	CES69 = 73	CES94 = 51
CES20 = 65	CES45 = 85	CES70 = 55	CES95 = 65
CES21 = 86	CES46 = 82	CES71 = 48	CES96 = 76
CES22 = 78	CES47 = 86	CES72 = 83	CES97 = 84
CES23 = 92	CES48 = 77	CES73 = 45	CES98 = 75
CES24 = 91	CES49 = 80	CES74 = 93	CES99 = 62
CES25 = 72	CES50 = 88	CES75 = 51	



Color Rendition by Hue-Angle Bin



Measure Comparisons



(END OF REPORT)